

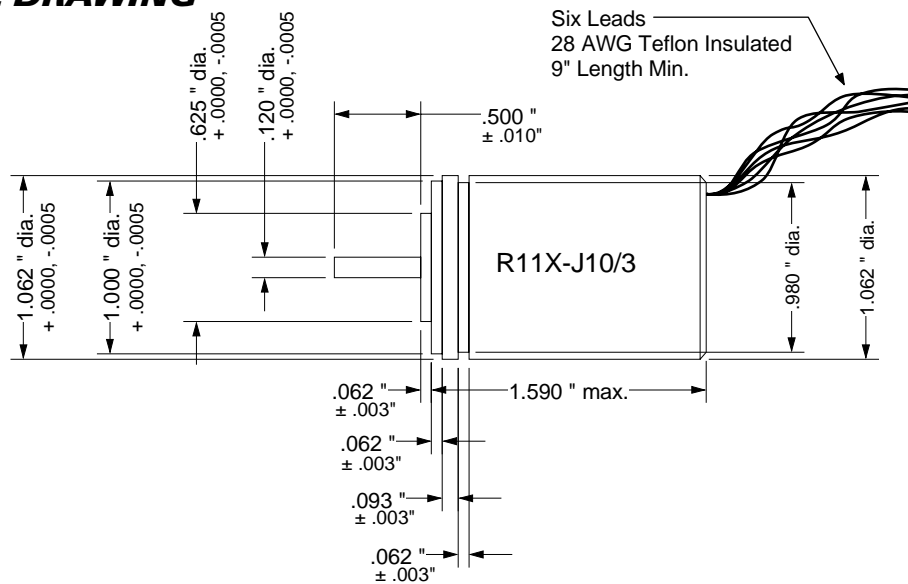
R11X-J10/3 Specification Sheet

SHEET # 940-2T400

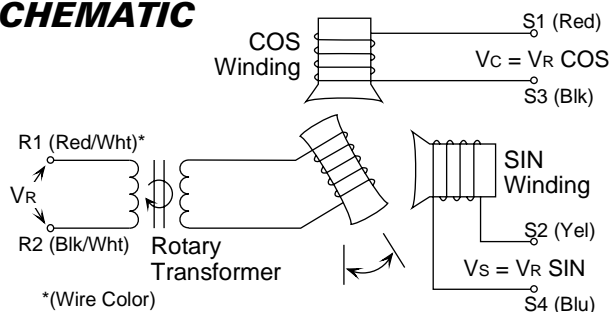
DESCRIPTION

Designed for reliable operation the R11X-J10/3 can be used in a wide range of applications. The brushless resolver is unsurpassed by any other type of rotary position transducer. Use this resolver for space critical applications where environmental sealing is not needed. The resolver provides absolute position of the input shaft and being ratiometric any changes in the resolvers characteristics, such as those caused by aging, frequency, voltage or a change in temperature are ignored. Consider using the HT-6 transducer, AMCI's smallest transducer, for single turn applications that require an environmentally sealed package. Due to the small shaft size a flexible coupler must be used when connecting the resolver to your machinery.

DIMENSIONAL DRAWING

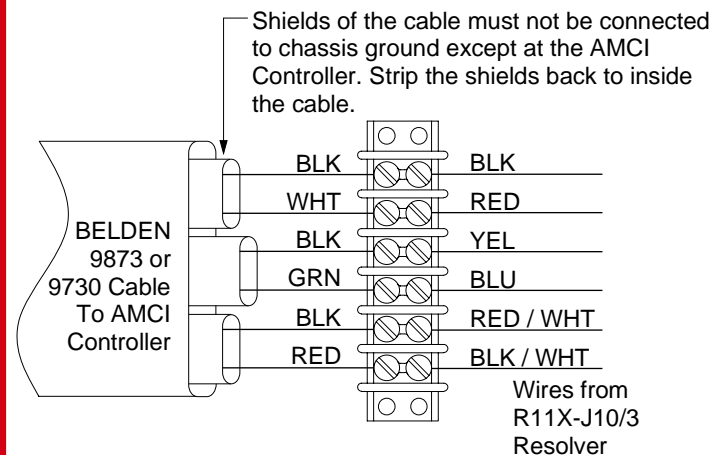


SCHEMATIC



Sample Installation

The picture below shows how to connect a R11X-J10/3 to AMCI's standard cable. Connection to the AMCI Controller follows published cable prints.



SPECIFICATIONS

- Input Voltage: 7.0 V
- Input Freq: 5000 Hz
- Primary: Rotor
- Input Current: 17.0 mA Max.
- Output Voltage: 6.65 V Nom.
- Trans. Ratio: 0.95 ± 5%
- Accuracy: 3 min. (max. error)
- NEMA Rating: NEMA 1