

## HT-400 Single Turn Transducer Specification Sheet

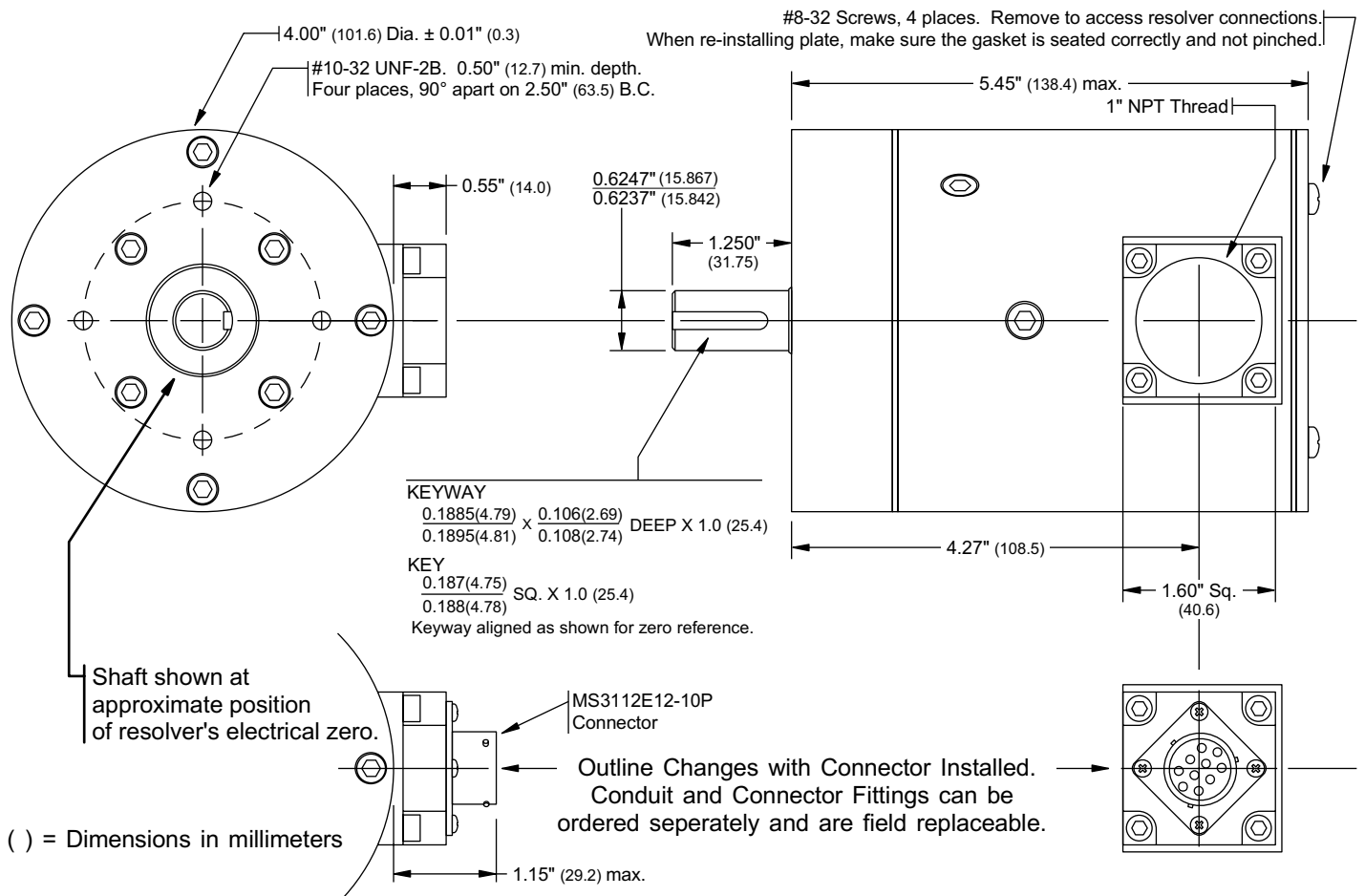
SHEET # 940-2T255

### DESCRIPTION

Designed as a direct replacement for AVG/Autotech SAC-RL100 single turn transducers, these products are designed to ease installation change over and are compatible with both AVG/Autotech and AMCI control systems. The HT-400 single turn transducers are absolute sensors that have the mechanical dimensions and bolt pattern of the AVG/Autotech RL100's. The HT-400's can be ordered with a one inch conduit fitting or an MS3112E12-10P military connector, and these terminations are interchangeable and field replaceable. In addition to termination flexibility, the HT-400 transducers can be ordered with a variety of resolvers to match your control system. See page 2 of this spec sheet for a complete part number breakdown.

For AMCI users, the HT-400 single turn transducers offers the advantage of a single turn transducer with a 1" conduit fitting. With proper installation, this completely eliminates the possibility of liquid contaminants entering the transducer cable. Many AMCI controllers can be configured to work with AVG/Autotech transducers. However, when ordering one of the HT-400 single turn transducers for use with these controllers, the transducer should be ordered with an AMCI compatible resolver to ensure proper operation.

### DIMENSIONAL DRAWING



# HT-400 Single Turn Transducer Specification Sheet

## SPECIFICATIONS

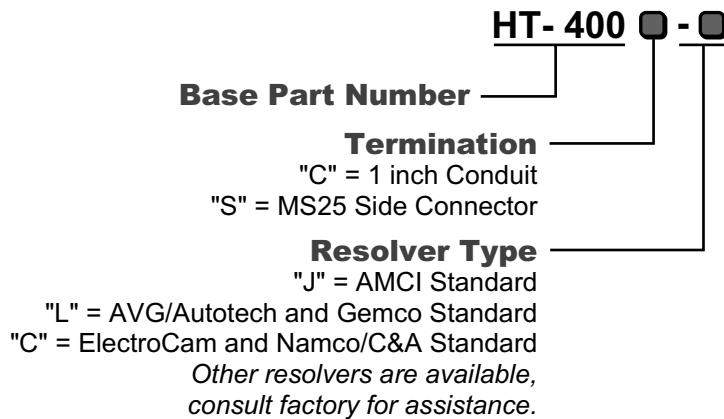
### Mechanical

Shaft Loading: Radial: 100 lbs. max.  
 Axial: 50 lbs. max.  
*Bearing life rated at 2X10<sup>9</sup> revolutions minimum at specified shaft load.*  
 Starting Torque: 8 oz.in. @ 25°C  
 Moment of Inertia: 8.75X10<sup>-4</sup> oz-in-sec<sup>2</sup> max.  
 Weight: 5.25 lbs

### Environmental

Shock: 200 g's for 11 milliseconds  
 Vibration: 20 g's to 2000 Hz  
 Operating Temp: -40 to 125°C (-40 to 257°F)  
 Enclosure: Anodized Aluminum Body  
 303 Stainless Steel Shaft  
 IP64 when conduit properly sealed.

## PART NUMBERING SYSTEM



A cable for an HT-400 single turn transducer with a preinstalled mating connector can be ordered from AMCI. All connections are factory tested.

The AMCI part number is:  
 CTL-xxx/MS25, where 'xxx' is the length in feet.

Termination Adapters, which include the adapter, gasket, and four mounting screws, can be ordered separately under the following part numbers:

**MS-TAC:** 1" Conduit Termination Adapter

**MS-TA25:** MS-25 Termination Adapter

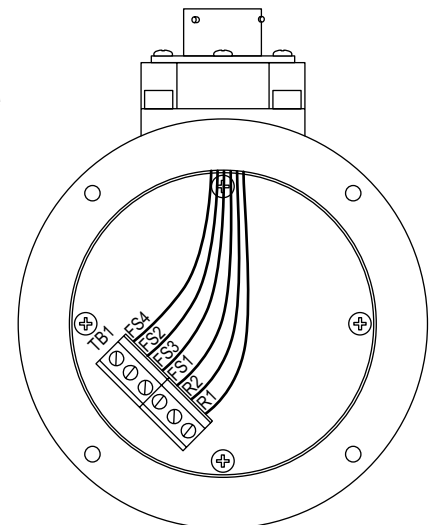
## CHANGING TERMINATION ADAPTERS

When using the MS-TAC, start by removing the back plate of the HT-400 transducer. Mount the MS-TAC on the transducer and feed your cable through the conduit fitting. Wire your cable to the transducer's terminal block and replace the back plate.

When using the MS-TA25, start by removing the back plate of the HT-400 transducer. Mount the MS-TA25 on the transducer, feeding the wires of the MS25 connector into the transducer. Connect these wires to the transducer's terminal block and replace the back plate.

Wires on the MS-TA25 are labeled by pin number. Use the table below to wire the MS-TA25 to the HT-400's terminal block.

Terminal	Pin
R1	F
R2	E
FS1	D
FS2	B
FS3	C
FS4	A



**MS-TA25 Installation**  
**(Rear Cover Removed)**