

## H25-FS Specification Sheet

SHEET # 940-2T183

### DESCRIPTION

The H25-FS is an AMCI size 25, flange mount, single turn transducer with a side connector that is a bolt-in replacement for most flange mount optical encoders. Its NEMA 4 (IP 65) rating means it will survive most industrial applications including washdowns. Because this transducer is a resolver instead of an optical encoder, it can be used in harsh applications where an optical encoder cannot even be considered.

The outline drawing below details our standard unit with a 3/8" shaft. This transducer is also available with a 1/4" or 10mm shaft or a 3/8" shaft with a three millimeter keyway under the following part numbers. Dimensional drawings of these shafts are on the next page.

H25-FS-03: 1/4" Dia. Shaft

H25-FS-06: 3/8" Dia. Shaft with 3mm Keyway

H25-FS-10: 10mm Dia. Shaft

Because the H25-FS is an absolute sensor, it cannot "lose counts" as an incremental transducer can. If the H25-FS appears to be losing counts when operating, the usual cause is a shaft slipping in a loose coupler.

### SPECIFICATIONS

#### ELECTRICAL

Input Voltage: 7.0 V

Input Freq: 5000 Hz

Primary: Rotor

Input Current: 20.0 mA Max.

Output Voltage: 6.65 V Nom.

Trans. Ratio (TR):  $0.95 \pm 5\%$

Accuracy:  $\pm 12$  min. (max error)

#### MECHANICAL

Shaft Loading: Radial: 40 lbs. max.

Axial: 20 lbs. max.

Starting Torque: 1.5 oz.in. @ 25°C

Moment of Inertia:  $6.00 \times 10^{-4}$  oz-in-sec<sup>2</sup> max.

Weight: 1 lb.

#### ENVIRONMENTAL

Shock: 50 g's for 11 mSec

Vibration: 15 g's to 2000 Hz

Operating Temp: -20 to 125°C

Enclosure: NEMA 4

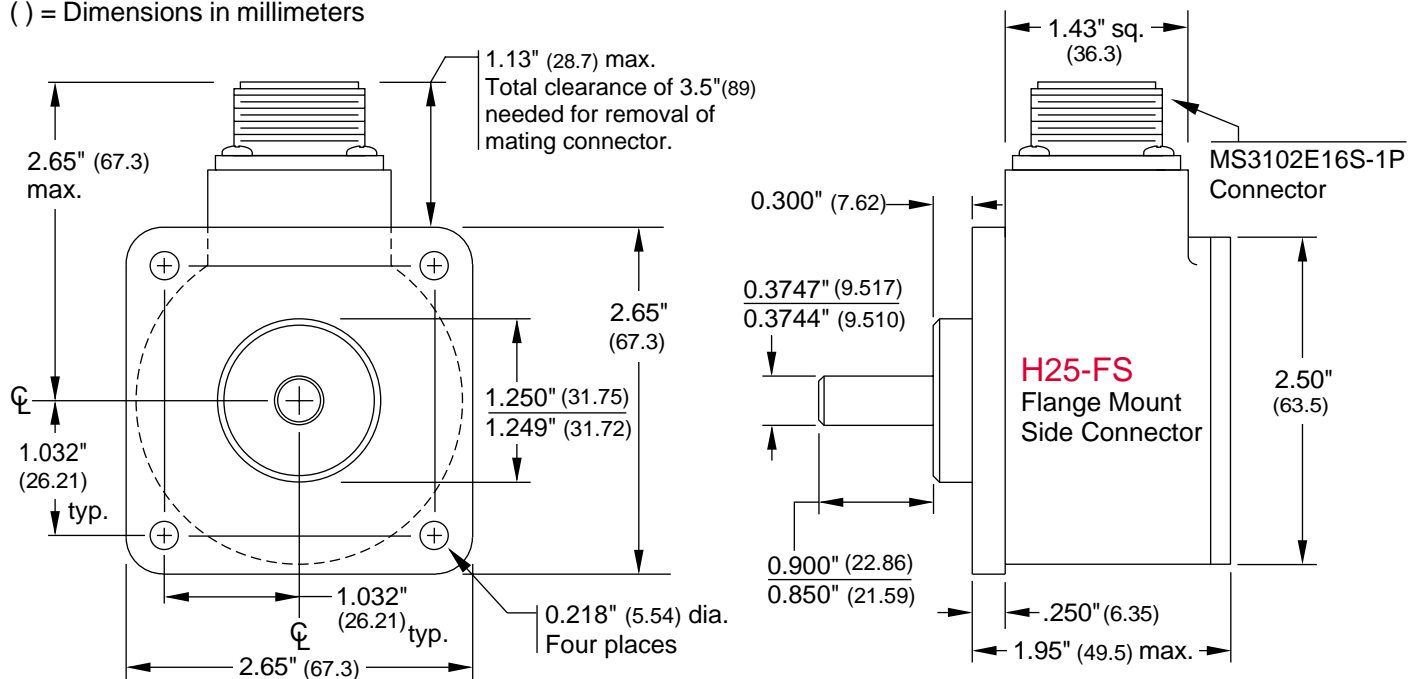
Power Coated

Aluminum Body

303 Stainless Steel Shaft

### DIMENSIONAL DRAWING

( ) = Dimensions in millimeters

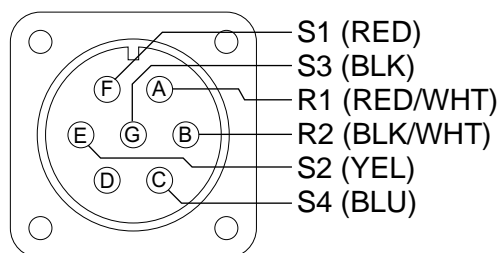


# H25-FS Specification Sheet

## CONNECTOR PINOUT

The figure below shows the connector pinout to industry standard designations and wire colors. Mating connectors available from AMCI are also given.

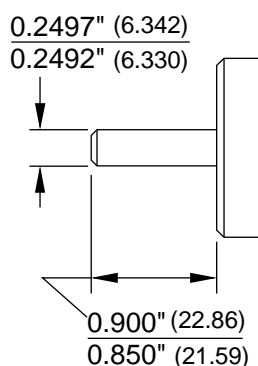
BENDIX CONNECTOR: MS3102E16S-1P



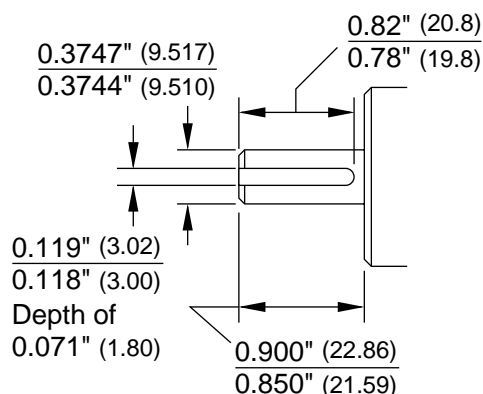
Female Mating Connector .....	AMCI Part #
MS3106A16S-1S STRAIGHT .....	MS-16
MS3108A16S-1S RT. ANGLE .....	MS-18
MS3106F16S-1S WATERTIGHT ....	MS-161

## ALTERNATE SHAFT DETAIL

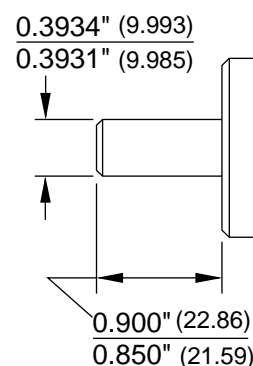
-03 Shaft



-06 Shaft



-10 Shaft



## FOR MORE INFORMATION

If you need more information on the H25-FS use these three resources:

- \* If you have internet access, check our website at <http://www.amci.com>. We've worked hard to make our site the repository of information you need to specify and use AMCI products. New product news, product specifications, compatibility tables, application notes, and PDF manuals are all available 24 hours a day.
- \* You can also call AMCI for sales or technical support at (860) 585-1254 from 8AM to 5PM EST, Monday through Friday. An applications engineer will be available to assist you.
- \* Finally, you can e-mail us at [sales@amci.com](mailto:sales@amci.com) or [techsupport@amci.com](mailto:techsupport@amci.com).